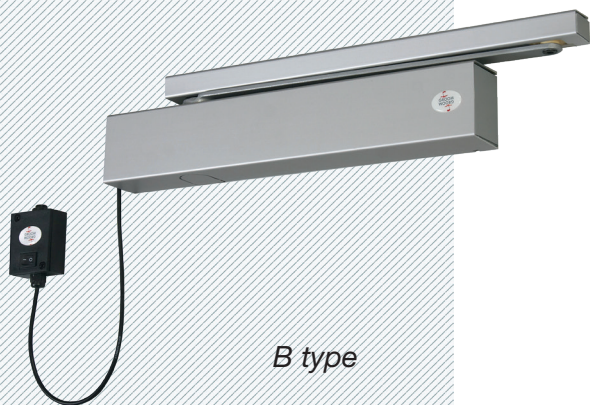


GR500 FS



B type



G type: GROOM innovation

Electromagnetic free-swing door closer with slide arm



Disability
Compliance



Firewall Certification
EN 1634 Standard

GROOM PRODUCT ADVANTAGES

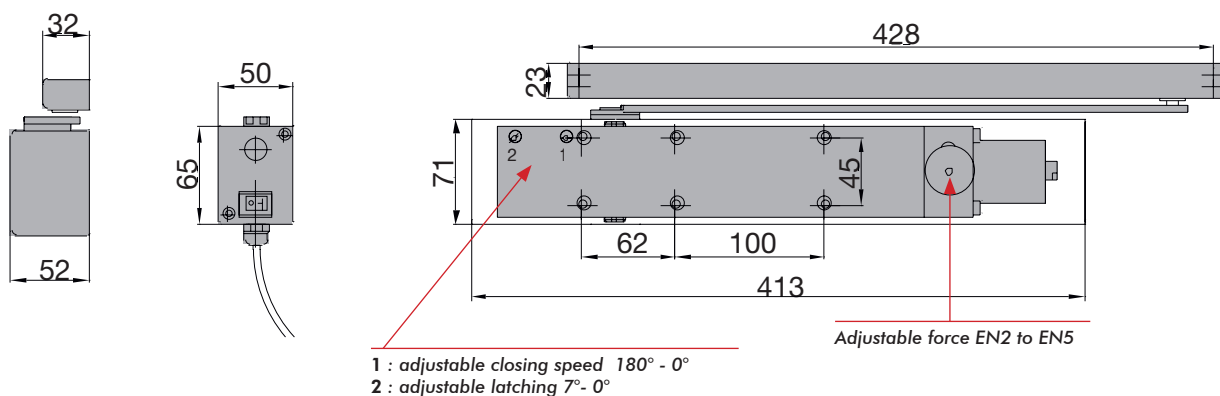
- No effort required in opening and closing the door: «Free door»
- Free swing function from a door opening angle $> 0^\circ$
- Automatic closing of the door leaf upon activation of the fire alarm: then it performs like a normal door closer
- No local reset required: ease of use
- Power supply in 24/48 Vcc with automatic selection
- Low power consumption
- Force 2 to 5 adjustable by jack
- Opening angle up to 180° on pull side
- Invisible fixings and adjustable screws hidden in its cover
- Aesthetic, arm without any visible fixing
- Adaptable to our SLV V2 selector strip for two-door door units equipped with a GR500 FS on the service leaf and a GR400 or GR500 on the semi-fixed
- Fitting on any type of support (wood, aluminum, PVC)
- Sustainable and continuous adjustments thanks to its thermostable technology



TECHNICAL CHARACTERISTICS	GR500 FS
Closing force	EN 2-5
Maximum dimension of the door	< 1250 mm
Tested to EN 1154	YES
Tested to EN 1155	YES
CE mark for construction products	YES
Disability Compliance < 50 N in free swing mode	YES
Fire door, anti-flame and smoke check doors	YES
Adjustable closing speed by grub screw on front 180° - 0°	YES
Adjustable latching by grub screw on front 7° - 0°	YES
Automatic selection 24/48 Vcc	YES
Power consumption	2,1 W in 24 V and 2,4 W in 48 V
Door leaf fixing on pull side or transom fixing, push side	B TYPE
Transom fixing, pull side	G TYPE
Slide arm	YES
Standard color: silver	YES
RAL colors	OPTION

Compliance with NFS 61937-2, PV DAS approved with most technical door manufacturers

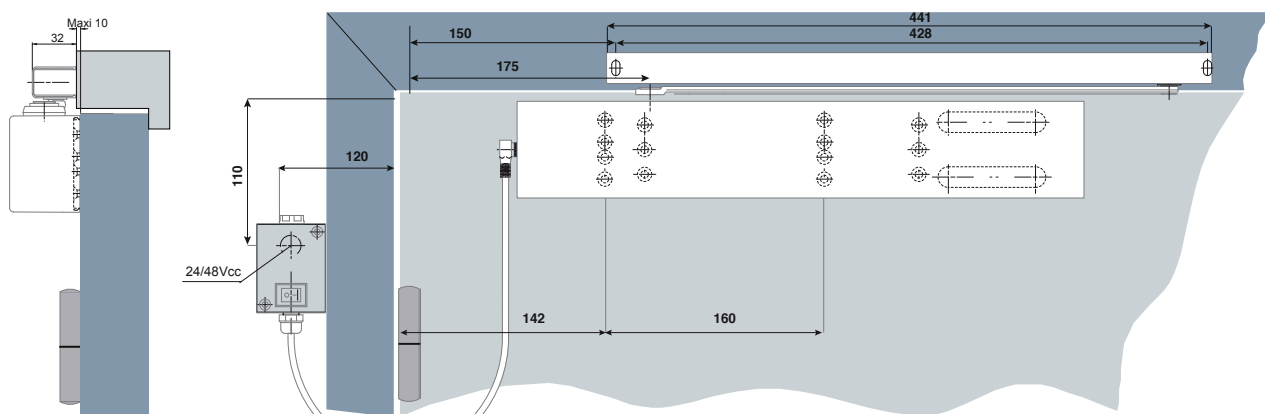
> DOOR-CLOSER DESIGN



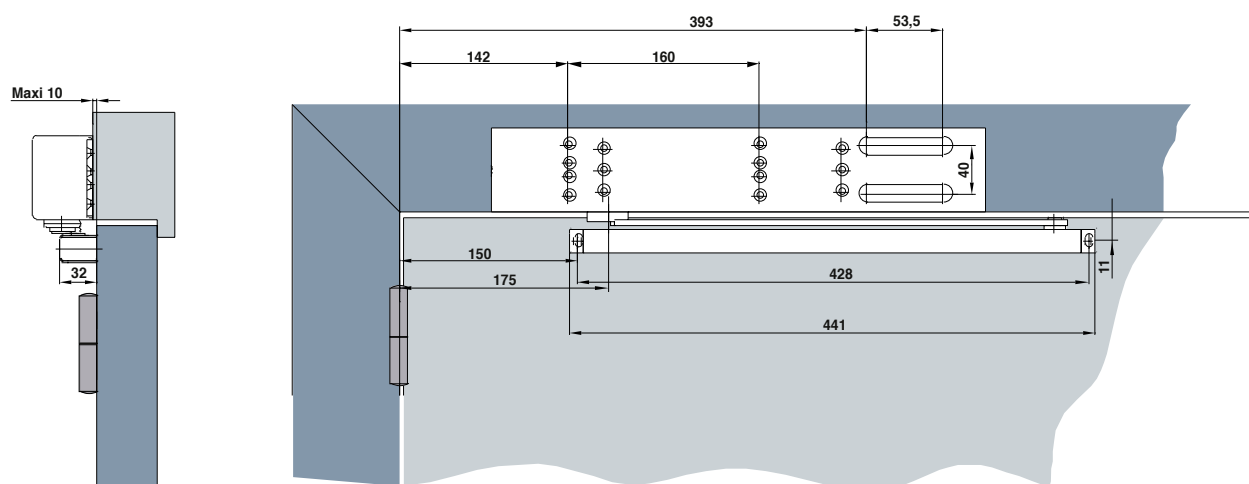
GR500 FS

> FIXING

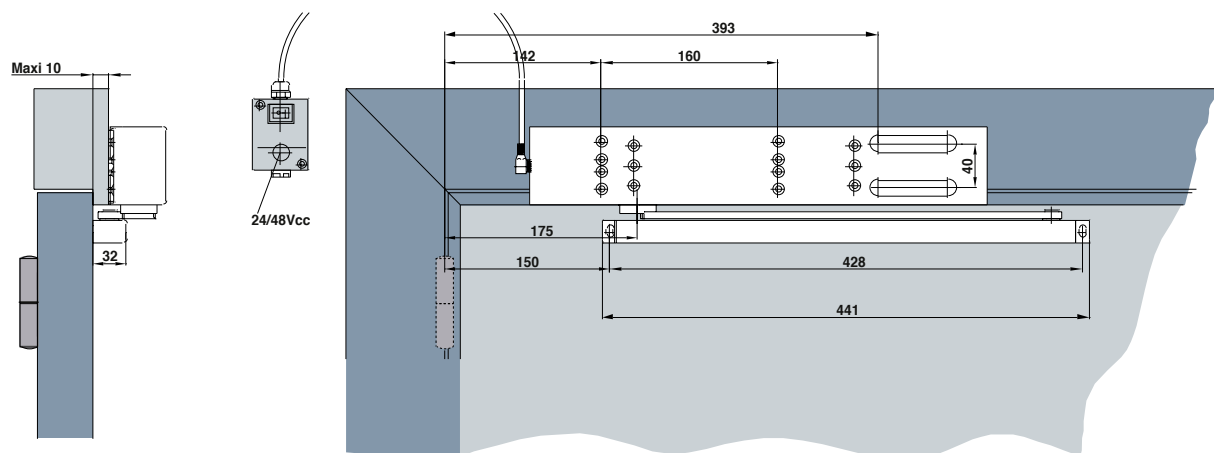
Fitted on pull side body on door - B type



Fitted on pull side body on frame - G type



Fitted on push side body on frame - B type



> DESCRIPTION

Smart free swing door closer GROOM GR500 FS, slide arm, compliance with EN 1154 and EN 1155, CE mark, disability compliance < 50 N in disengaged mode.

- G type fixing with automatic voltage selection 24/48Vcc integrated into the door closer, without visible cable.
- No effort required in opening and closing the door: «Free door» from an opening angle > 0°
- No local reset required
- Automatic closing of the leaf by order of the fire station allowing to ensure firestopping.
- Adjustable force 2 to 5 using jack for doors up to 1250 mm width and / or 100 kg with an opening angle up to 180°.
- Closing speed and latching adjustments by grub screw on front and hidden under the cover plate. Invisible body and arm fixings.
- Door leaf or fixing pull side or transom fixing, push side.
- Reversible, non-handed.
- Power supply from fire station in 24/48 Vcc with automatic selection.
- Thermostable hydraulic from -20° to +40°.
- Door closer equipped with pressure relief valves.
- Silver, RAL finishes.

Compliance with NFS 61937-2, PV DAS approved with most technical door manufacturers

REFERENCES		GR500 FS
GR50051XFS	GR500 FS B TYPE BODY MOUNTING ON DOOR ON PULL SIDE OR ON FRAME ON PUSH SIDE	
GR50551XFS	GR500 FS G TYPE BODY MOUNTING ON FRAME ON PULL SIDE	

Code X = Finish Code

1 = silver

8 = other RAL (option)