

GRP100



Shallow double action floor spring for doors up to 100 kg



Disability Compliance



Firewall Certification
EN 1634 Standard

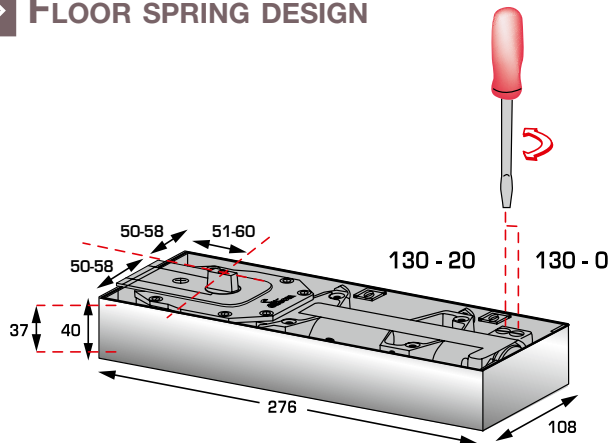
GROOM PRODUCT ADVANTAGES

- Extra flat floor reservation: 40 mm high sealed casing
- Three dimensional adjustments in the sealed casing
- Continuous and sustainable adjustments due to its thermostable technology
- Very high resistance to corrosion: Grade 4

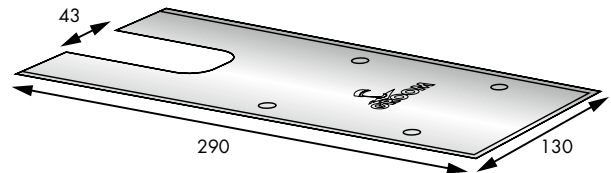
TECHNICAL CHARACTERISTICS	GRP100
Closing force	EN 3 or EN 4 according to the model
Maximum size of the door EN 3	< 950 mm
Maximum size of the door EN 4	< 1100 mm
Maximum weight of the door	100 kg according to the model
Tested to EN 1154	YES
CE mark for construction products	YES
Accessibility compliance < 50 N	YES
Fire door, anti-flame and smoke check doors	YES
Adjustable closing speed by grub screw 130° - 20°	YES
Adjustable latching by grub screw 20° - 0°	YES
Hold open 90° (prohibited on fire door)	OPTION
Stainless steel cover plate	YES



> FLOOR SPRING DESIGN

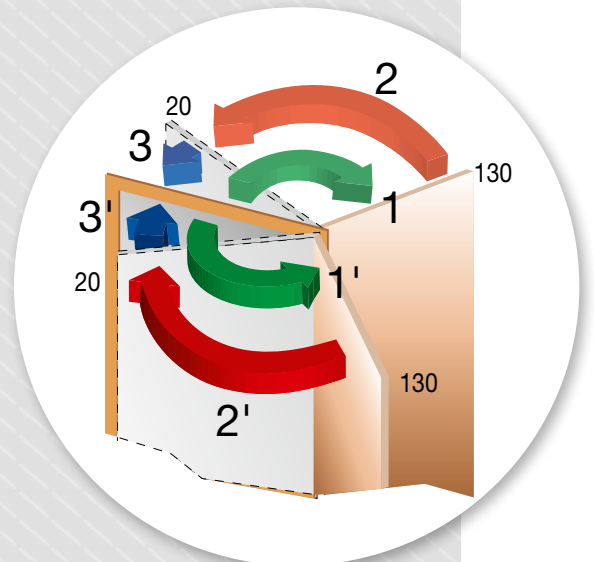


For fixing and maintenance:
pages 10/11



> FUNCTIONS

- Zone 1 et 1' : Door opening on a 130° range; if door allows it, regardless direction of passage. Closing energy restored in spring.
- Hold open The door is blocked at 90° and cannot be opened without a deliberate manual action.
- Zone 2 et 2' : Reclosing controlled over all this zone (130° to 20°). Closing speed adjustable by using grub screw.
- Option arrêt The door is blocked at 90° and cannot be opened without a deliberate manual action.
- Zone 3 et 3' : Latching action adjustable by grub screw 20 to 0°.



Mandatory floor stop

REFERENCES

GRP100

BODY ONLY

GRP100350	GRP100-3 BODY ONLY
GRP100340	GRP100-3 BODY ONLY WITH 90° HOLD OPEN ANGLE
GRP100450	GRP100-4 BODY ONLY
GRP100440	GRP100-4 BODY ONLY WITH 90° HOLD OPEN ANGLE

ACCESSORIES

GRP100800	STAINLESS STEEL COVER PLATE FOR GRP100
GRP000711	FLAT CENTER FOR GRP100
GRP000820	ALUMINIUM TOP CENTER FOR GRP100
GRP000821	STEEL TOP CENTER FOR GRP100
GRP000830	STEEL LOWER ARM PLATE SECTION FOR WOODEN DOOR
GRP100831	STEEL LOWER ARM PLATE SECTION FOR METAL OR ALUMINIUM DOOR



FIXING ACCESSORIES AVAILABLE ON PAGES 88/89